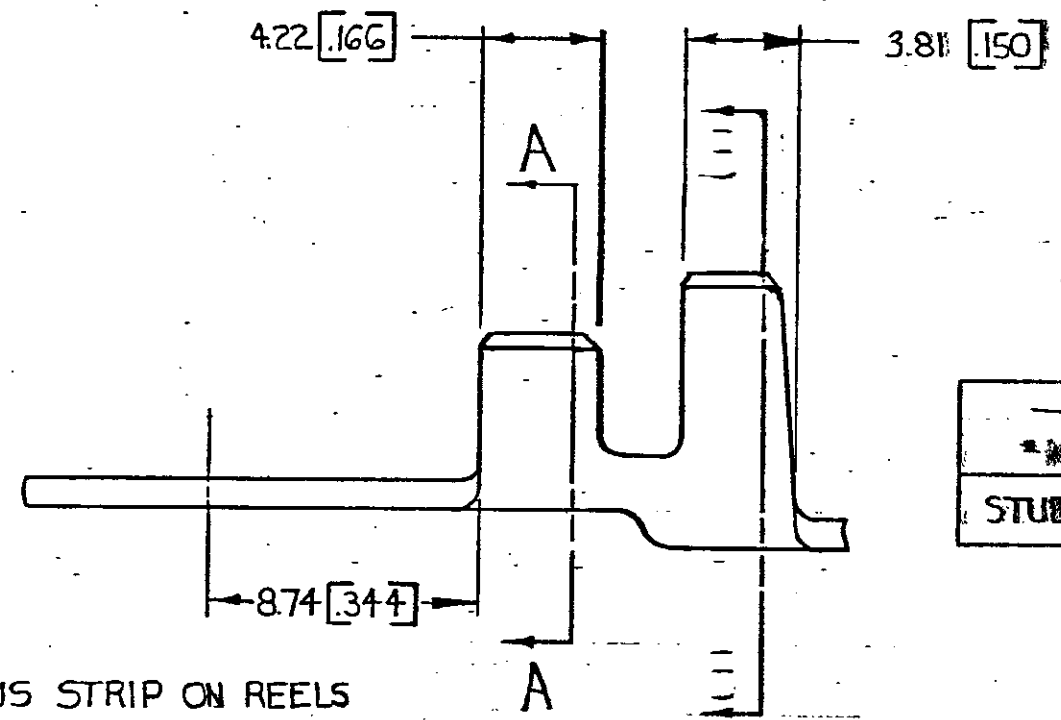
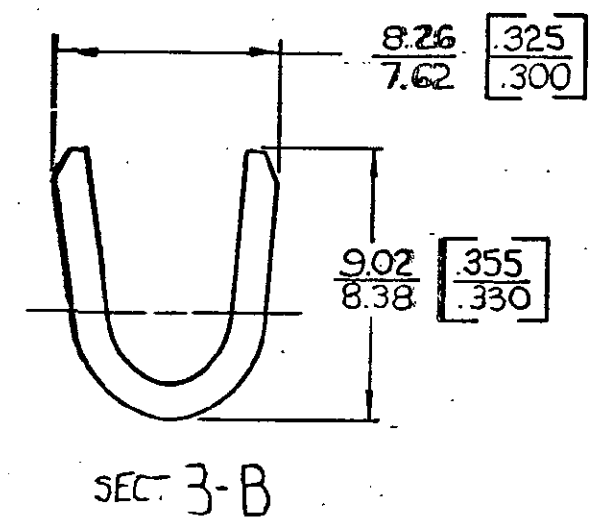
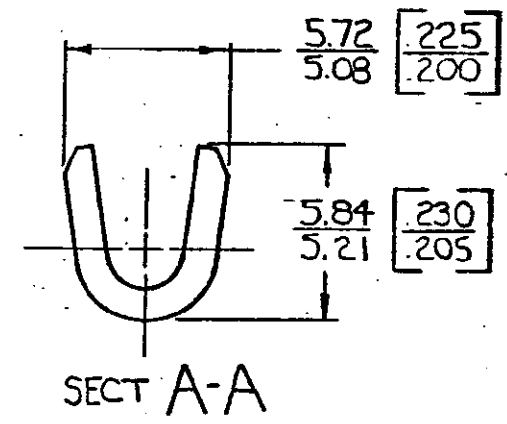
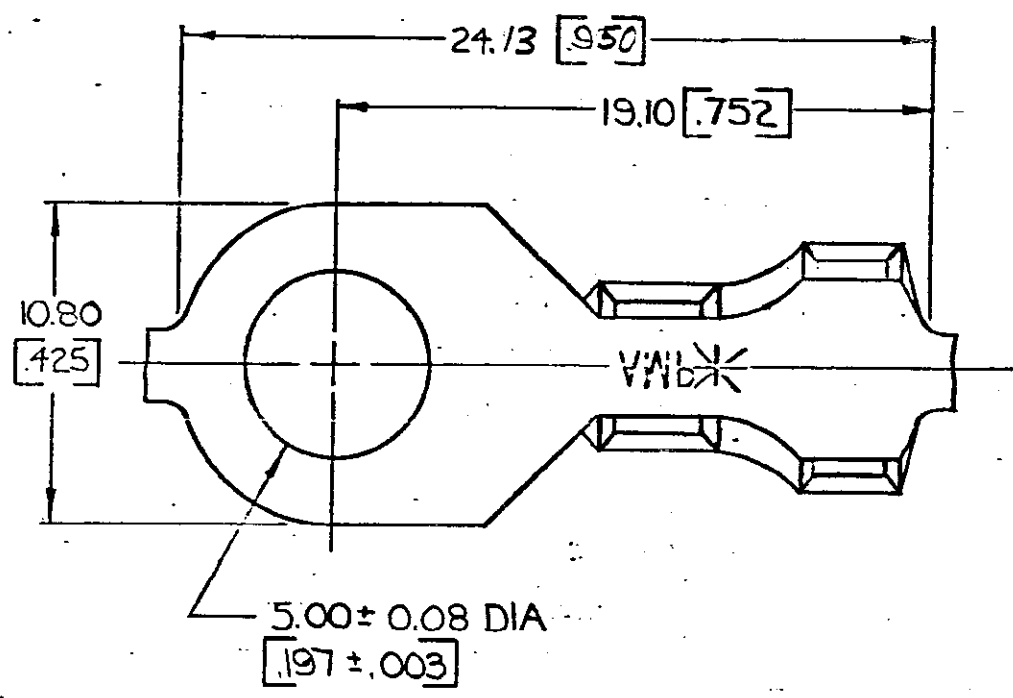


© COPYRIGHT 1968 BY AMP INCORPORATED, HARRISBURG, PA.  
ALL INTERNATIONAL RIGHTS RESERVED. AMP INCORPORATED PRODUCTS  
COVERED BY U. S. AND FOREIGN PATENTS AND/OR PATENTS PENDING.

REVISIONS					
P	ZONE	LTR	DESCRIPTION	DATE	APPROVED
✓		A	REDRAWN & REVISED A-3943	4-26-78	DG
✓		B	REV PER AF-3347	7/2/92	PMF/64
		C	REV PER D711-137-96	19/June/96	PMF/64



1. CONTINUOUS STRIP ON REELS  
2. DIMENSIONS IN BRACKETS ARE IN INCHES

**METRIC**

—	2.0 - 3.0 mm <sup>2</sup> [4 - 12]	4.32 - 5.33 [170 - 210]	TIN	1.02 [040] BRASS	42639-1
STUD SIZE	WIRE RANGE	INSULATION RANGE	FINISH	MATERIALS	PART NO
UNLESS OTHERWISE SPECIFIED DIMENSIONS ARE IN INCHES. TOLERANCES ON DECIMALS ±0.03 [015] ANGLES ±1°		CONTRACT NO	AMP INCORPORATED Harrisburg, Pa.		
MATERIAL SEE TABLE		DR <i>Donald Q. Good 4/21/78</i>	NAME RING		
FINISH SEE TABLE		CHK <i>Wayne D. Davis 7-25-78</i>	SIZE B		
		APPR <i>R.P. Frantz 8-3-78</i>	IDENT NO 00779		
		APPR <i>C. J. Gibe 8-15-78</i>	DRAWING NO 42639		
		DSGN APPD	SCALE		
		OTHER APPD	SHEET		